

CHAWTON GLOBAL EQUITY INCOME FUND

28 June 2024



CHAWTON
GLOBAL INVESTORS

Investment Objective

The Fund aims to provide a growing income stream and to grow capital over the long term (5 years or more). Each part of this objective will have equal weighting.



Investment Manager

The Fund Investment Manager, Michael Crawford, successfully managed a global equity fund at a large U.S. multi-family office, doubling its value over 7 years to over \$6 billion. He has 26 years' experience and was previously a member of the very successful Deutsche Asset Management team.

Investment Philosophy

The fund will be at least 80% invested in global equities. The Investment Manager will invest in a select (typically 20-50 holdings) portfolio of companies that exhibit high and sustainable returns on capital allowing the companies to both reinvest in the business for growth and provide a meaningful and growing dividend stream to be paid over time. In order to maximise the opportunity of identifying such companies, the Fund will invest in listed equities globally. The Manager believes that to sustain high returns over the long term, companies must adhere to responsible and sustainable investment principles.

Cumulative Performance

Cumulative performance	3 Months	6 Months	1 Year	3 Year	5 Year	Since Launch*
WS Chawton Global Equity Income Fund B Acc GBP	0.7%	8.7%	17.2%	19.9%	57.0%	62.8%
MSCI World TR GBP	2.6%	12.7%	20.9%	33.3%	75.7%	81.9%
IA Global Equity Income	0.5%	6.8%	12.8%	24.4%	46.8%	51.2%
Quartile	3	2	1	3	1	2

Past performance is not a reliable indicator of future results. The value of your investments and income derived can go down and you may not get back the money you invested. *21 May 2019

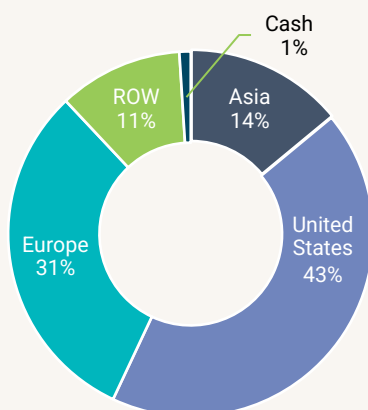
Commentary

The fund rose by 1.52% in June and has risen 17.2% over one year. Since inception, the fund has risen by 62.8%, outperforming the IA Global Equity Income Sector. In June we exited our position in Renishaw, an engineering company with core skills in metrology, motion control and precision machining. In our view, it is unlikely that the company's new product development initiatives in additive manufacturing and in the use of Raman spectroscopy in semiconductor manufacturing will be commercialised to the extent necessary to offset declining growth rates in their core business which is maturing and seeing increased competition from Chinese companies. Further, we exited our position in Johnson & Johnson after concluding through our monitoring processes that the company will struggle to meet our growth objectives. During the month we further built our position in KLA Corporation which we initiated in May.

The company provides advanced metrology equipment to the semiconductor industry which in our view is in the early innings of a long-term structural growth phase. We believe that its technology leadership and dominance of the Process Control segment of the market will enable the company to benefit from a progressively higher process control intensity associated with the design and manufacture of advanced logic and memory chips.

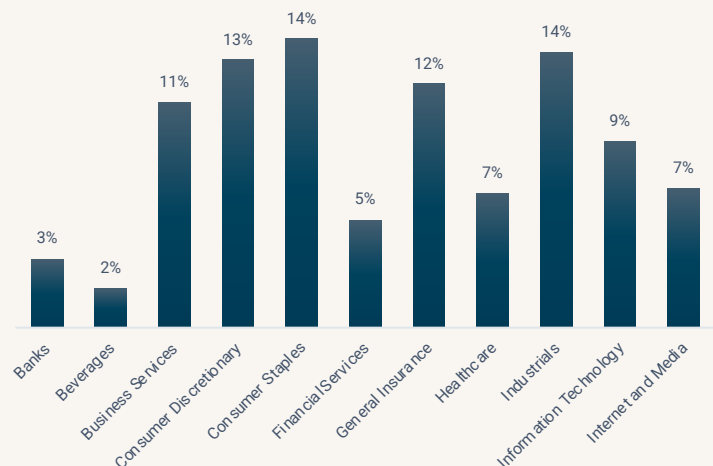
During the month, we visited ASML's headquarters in Veldhoven, Netherlands, to meet management and tour the plant. ASML is the sole supplier of advanced lithography machines used to make leading edge semiconductor chips. We discussed the company's long-term technology roadmap. Management are confident they can continue to reduce the pattern size and therefore increase transistor density on chips through to at least 2039.

Geographic Breakdown



*By revenue

Sector Breakdown



Direct: +44 20 3151 6818

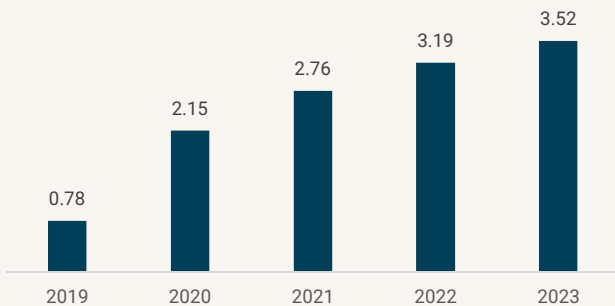


crawfordm@chawtoninvestors.co.uk



www.chawtoninvestors.co.uk

Income Distribution (pence per share)



Source: Chawton Global Investors LLP (based on B Accumulation GBP Class)

Top Ten Positions

Company	As percentage of portfolio
Next	5.4%
Novo Nordisk	5.1%
Atlas Copco	4.7%
Procter & Gamble	4.1%
Bloomsbury Publishing	4.1%
ASML	3.9%
Texas Instruments	3.8%
Berkshire Hathaway	3.6%
The Home Depot	3.5%
Svenska Handelsbanken	3.4%

Discrete Performance

Discrete years	2019	2020	2021	2022	2023
WS Chawton Global Equity Income Fund B Acc GBP	9.3%	14.2%	18.2%	-8.3%	10.8%
MSCI World TR	8.6%	12.3%	22.9%	-7.8%	16.8%
IA Global Equity Income	7.0%	3.2%	18.7%	-1.2%	9.2%
Quartile	1	1	3	4	2

Past performance is not a reliable indicator of future results. The value of your investments and income derived can go down and you may not get back the money you invested.

How to Invest

The WS Chawton Global Equity Income Fund may be purchased directly through this [link](#). Alternatively, the Fund is available for purchase on various platforms including Abrdn, Aegon, AJ Bell, Barclays Wealth, Cofunds, James Hay, Hargreaves Lansdown and Transact.

For further information on how to invest, please contact Michael Crawford at [Chawton Global Investors](#):
Telephone: +44 7747 465364
Email: crawfordm@chawtoninvestors.co.uk

Fund Information

Type of scheme	UK OEIC (UCITS)
Launch date	21 May 2019
Total Net Assets	£17.3 M
Comparator Benchmark	MSCI World Index
Number of Holdings	34
Base Currency	GBP (£)
Classes	B, C (£, \$, €)
Dealing and valuation	12 noon (UK Bus. Days)
Year End	31 December
Dividend XD dates	01 Apr. Jul. Sep. Dec
Dividend pay dates	31 May. Aug. Nov. Feb.
Last FY Div. payments	3.5p
IA Sector	Global Equity Income
Custodian	Northern Trust
ACD	Waystone Fund Services
Fund PE (Morningstar)	18.4x
Fund Yield (Morningstar)	2.4%

Management Fees

Class B Shares	0.90%
Class C Shares	0.60%

Ongoing Charge Figure

Class B Shares	1.16%
Class C Shares	0.86%

ISIN Codes

Class B GBP INC	GB00BJ1GY073
Class B GBP ACC	GB00BJ1GXX37
Class B EUR INC	GB00BJ1GY180
Class B EUR ACC	GB00BJ1GXY44
Class B USD INC	GB00BJ1GY297
Class B USD ACC	GB00BJ1GXZ50
Class C GBP INC	GB00BJ1GY636
Class C GBP ACC	GB00BJ1GY305
Class C EUR INC	GB00BJ1GY743
Class C EUR ACC	GB00BJ1GY412
Class C USD INC	GB00BJ1GY859
Class C USD ACC	GB00BJ1GY529

Risks: As a concentrated equity portfolio of typically less than 50 stocks the fund may involve higher volatility and therefore higher risk for those with shorter term investment time horizons (under 5 years). The value of an investment and the income from it can fall as well as rise as a result of market and currency movements and you may not get back the amount originally invested. You should therefore regard your investment as long term. Details of the risk factors are included in the fund's prospectus available at <https://www.waystone.com/waystone-fund-services-uk-limited/ws-chawton-investment-funds/>

Minimum Investments

Class B Shares	£1,000
Class C Shares	£500,000

WS Chawton Global Equity Income is a sub-fund of the WS Chawton Investment Funds ICVC. Full details of the WS Chawton Investment Funds including risk warnings are published in the WS Chawton Funds Prospectus, the WS Chawton Funds Supplementary Information Document (SID) and the WS Chawton Investment Funds Key Investor Information Documents (KIID) which are available on request or at www.waystone.com/waystone-fund-services-uk-limited/ws-chawton-investment-funds/. Every effort is taken to ensure the accuracy of the data used in this document but no warranties are given. Chawton Global Investors LLP is authorised and regulated by the Financial Conduct Authority No. 825467. Waystone Fund Services UK Ltd is authorised and regulated by the Financial Conduct Authority No. 190293.

MSCI: The MSCI information may only be used for your internal use, may not be reproduced or redisseminated in any form and may not be used as a basis for or a component of any financial instruments or products or indices. None of the MSCI information is intended to constitute investment advice or a recommendation to make (or refrain from making) any kind of investment decision and may not be relied on as such. Historical data and analysis should not be taken as an indication or guarantee of any future performance analysis, forecast or prediction. The MSCI information is provided on an "as is" basis and the user of this information assumes the entire risk of any use made of this information. MSCI, each of its affiliates and each other person involved in or related to compiling, computing or creating any MSCI information (collectively, the "MSCI Parties") expressly disclaims all warranties (including, without limitation, any warranties of originality, accuracy, completeness, timeliness, non-infringement, merchantability and fitness for a particular purpose) with respect to this information. Without limiting any of the foregoing, in no event shall any MSCI Party have any liability for any direct, indirect, special, incidental, punitive, consequential (including, without limitation, lost profits) or any other damages. (www.msci.com).



Direct: +44 20 3151 6818



crawfordm@chawtoninvestors.co.uk



www.chawtoninvestors.co.uk